

Pay2Play Online Booking System

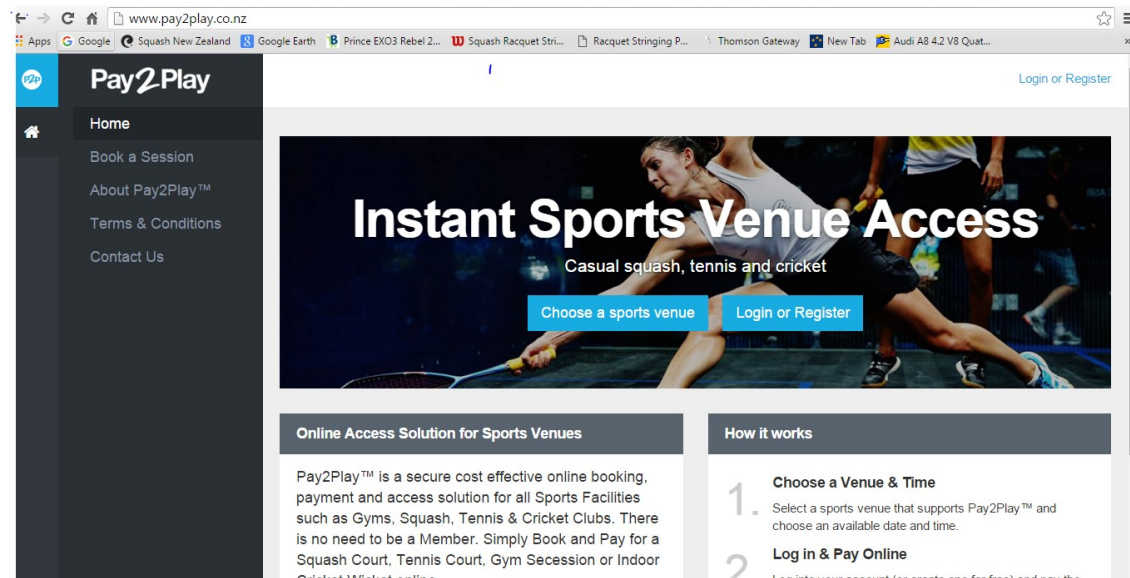
Menu

How to	Page
Register / Login	2
Book a Court	3
Cancel a Booking	5
My Profile	6

Pay2Play Online Booking System

How to register / Login

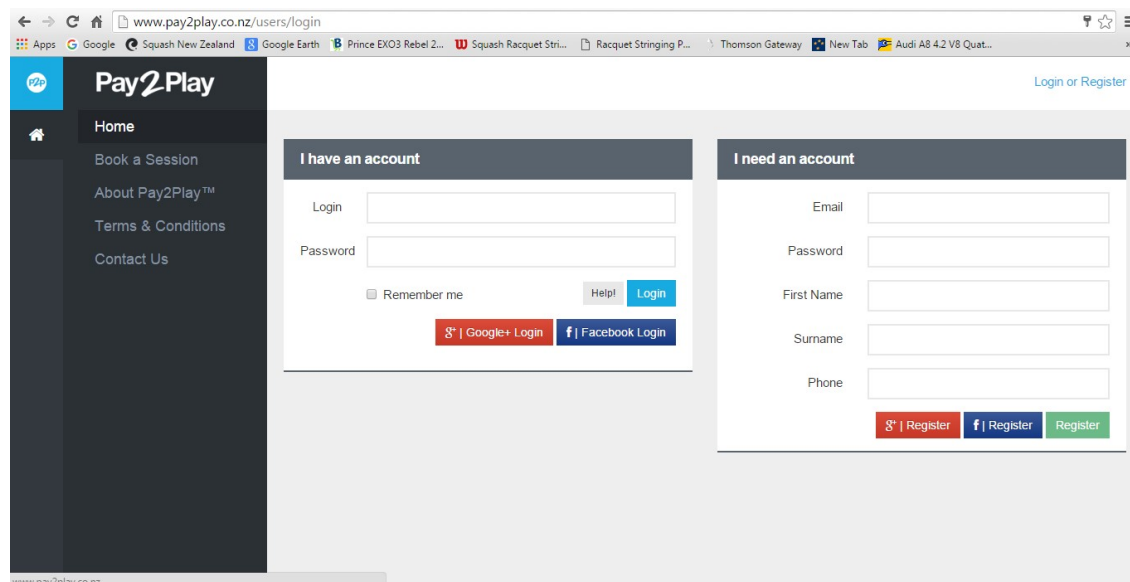
Go to www.pay2play.co.nz or click on the link Book a Court in your Clubs website.



The screenshot shows the Pay2Play website homepage. The browser address bar displays www.pay2play.co.nz. The website features a dark sidebar on the left with the Pay2Play logo and navigation links: Home, Book a Session, About Pay2Play™, Terms & Conditions, and Contact Us. The main content area has a large banner image of a person playing tennis with the text "Instant Sports Venue Access" and "Casual squash, tennis and cricket". Below the banner are two columns of text: "Online Access Solution for Sports Venues" and "How it works". The "How it works" section lists two steps: "1. Choose a Venue & Time" and "2. Log in & Pay Online".

Click on Login or Register

- Enter your detail in the I need an account or
- Login using your Facebook or Google account or
- If your Club has already registered you, enter you login details and password in the, I have an account box.



The screenshot shows the Pay2Play login and registration page. The browser address bar displays www.pay2play.co.nz/users/login. The website features a dark sidebar on the left with the Pay2Play logo and navigation links: Home, Book a Session, About Pay2Play™, Terms & Conditions, and Contact Us. The main content area has two columns of forms: "I have an account" and "I need an account". The "I have an account" form has fields for Login and Password, a "Remember me" checkbox, and buttons for "Help", "Login", "Google+ Login", and "Facebook Login". The "I need an account" form has fields for Email, Password, First Name, Surname, and Phone, and buttons for "Register", "Facebook Register", and "Google+ Register".


Pay2Play Online Booking System

Book a court

If your Club has registered you, then you will be automatically directed to your default Club's booking page.

From here you can select the date from the calendar and then click on a free court time that suits you. Then click Continue (bottom right of page)

The screenshot shows the 'Book a court' page for Havelock North Squash Club. On the left is a calendar for March 2016 with the 8th selected. Below the calendar is a legend for 'Available' (grey) and 'Special Rate' (yellow). The main area displays a grid of court availability for four courts (Court 1 to Court 4) from 6am to 11am. The 8:30am - 9:15am slot for Court 2 is selected. A 'Continue' button is located at the bottom right.

- If you are not registered as a Club Member or if your default Club has not been selected then you will arrive at this page below.
- You can either select your Club from here or Click on the  icon and then select My Memberships from the Menu and select your Club as your default Club.

The screenshot shows the 'Filter Venues' page. At the top, there are filters for 'All Regions' and 'All Sports'. Below are six venue cards, each with a photo, name, address, and 'Book a court' button:

- Havelock North Squash Club**: Lipscombe Crescent, Havelock North
- Havelock North Tennis Club**: Anderson Park, Lipscombe Crescent
- Hawera Lawn Tennis Club**: 70 Albion Street, Hawera
- Hawke's Bay Lawn Tennis & Squash**
- Marlborough Squash Club**
- Hawera Squash Club**

Pay2Play Online Booking System

Confirm your booking

Add our opponent's name (not compulsory) Then click continue

The screenshot shows the 'Choose opponents' page in the Pay2Play system. The URL is www.pay2play.co.nz/bookings/opponent_select. The page features a dark sidebar with navigation options: Home, Book a Session, About Pay2Play™, Terms & Conditions, and Contact Us. The main content area has a header 'Choose opponents' and a table with columns: BOOKING, PRICE, PLAYER 1, and PLAYER 2. The table contains one row: Court 2 8:30am - 9:15am, N/A, Dean Remihana, and Ben Remihana. Below the table is a 'Booking Notes' section with text: 'Havelock North Squash Club Members please enter your opponents name in the Player 2 box. Casual Players please enter your details in Player 1 and your opponent in Player 2, your e-mail address (we will e-mail you your door code to this e-mail address) and your contact phone number. Need a racket? Phone Dean on 027 4468 618 and he will lend you a couple of club rackets. Privacy Statement Please be aware that the Havelock North Squash Club operate a video surveillance system that monitors who enters the club.' A blue 'Continue' button is at the bottom right.

BOOKING	PRICE	PLAYER 1	PLAYER 2
Court 2 8:30am - 9:15am	N/A	Dean Remihana	Ben Remihana

My Booking / Book another session

Either


- Select Book another Session and this will return you to your booking system
- Or you can click on My Booking which will list your current bookings.
- Or you can logout by clicking on your name in the top right hand corner.

The screenshot shows the 'Bookings Saved' confirmation page in the Pay2Play system. The URL is www.pay2play.co.nz/bookings/confirmation. The page features a dark sidebar with navigation options: Home, Book a Session, About Pay2Play™, Terms & Conditions, and Contact Us. The main content area has a green header 'Bookings Saved' and a table with columns: FACILITY, DATE, TIME SLOT, and OPPONENT. The table contains one row: Court 2, 2016-03-08, 8:30am - 9:15am, and Ben Remihana. Below the table are buttons for 'My Bookings' and 'Book another Session'. At the bottom is a 'Booking Instructions' section with text: 'Booking Notes Havelock North Squash Club'.

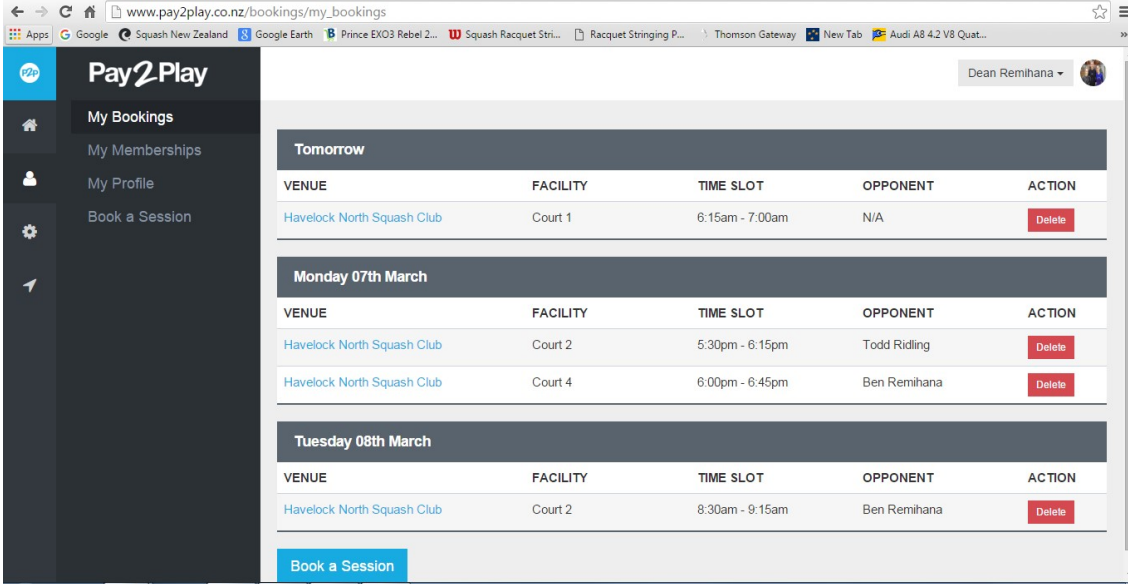
FACILITY	DATE	TIME SLOT	OPPONENT
Court 2	2016-03-08	8:30am - 9:15am	Ben Remihana

Pay2Play Online Booking System

Cancel your Booking

Click the My Bookings Tab either as shown in the above or click on the  icon and then on My Bookings and your bookings will be listed.

To Cancel a booking Click on Delete Booking.



The screenshot shows the Pay2Play website interface. The browser address bar displays www.pay2play.co.nz/bookings/my_bookings. The user is logged in as Dean Remihana. The left sidebar contains navigation options: My Bookings (selected), My Memberships, My Profile, and Book a Session. The main content area displays a list of bookings organized by date.

Tomorrow				
VENUE	FACILITY	TIME SLOT	OPPONENT	ACTION
Havelock North Squash Club	Court 1	6:15am - 7:00am	N/A	Delete

Monday 07th March				
VENUE	FACILITY	TIME SLOT	OPPONENT	ACTION
Havelock North Squash Club	Court 2	5:30pm - 6:15pm	Todd Ridling	Delete
Havelock North Squash Club	Court 4	6:00pm - 6:45pm	Ben Remihana	Delete

Tuesday 08th March				
VENUE	FACILITY	TIME SLOT	OPPONENT	ACTION
Havelock North Squash Club	Court 2	8:30am - 9:15am	Ben Remihana	Delete

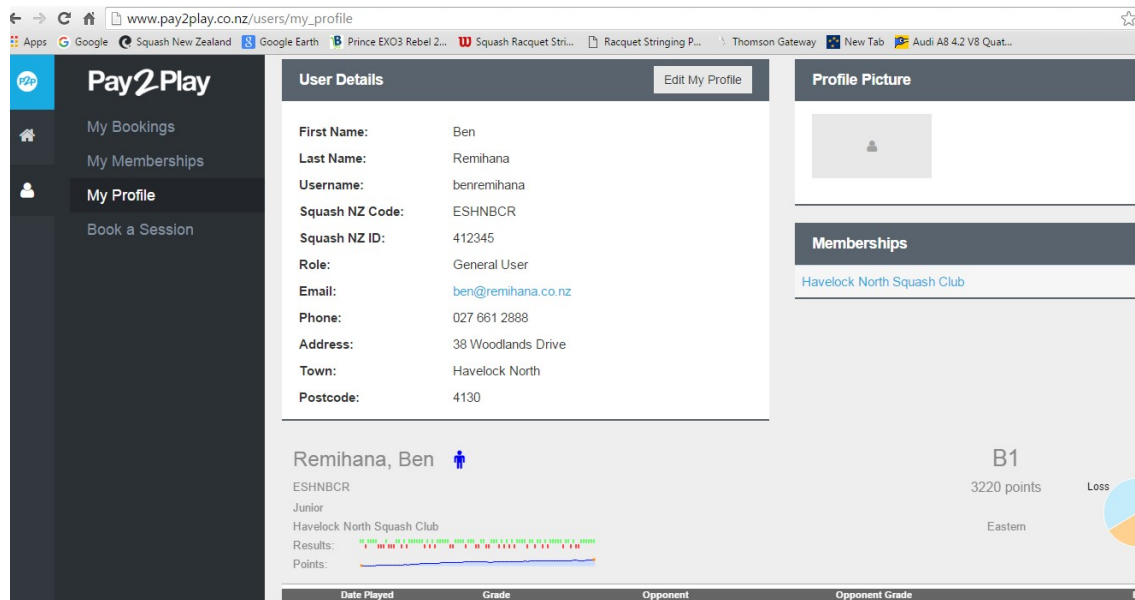
[Book a Session](#)

Pay2Play Online Booking System

My Profile

In this section you can.

- Edit your profile, update your contact details.
- Add a profile picture
- Change your password (click on edit my profile to do this)
- View your latest Squash results or click the link to go to SNZ



The screenshot shows the user profile page for Ben Remihana. The page is divided into several sections:

- User Details:** A table containing personal information.

First Name:	Ben
Last Name:	Remihana
Username:	benremihana
Squash NZ Code:	ESHNBRCR
Squash NZ ID:	412345
Role:	General User
Email:	ben@remihana.co.nz
Phone:	027 661 2888
Address:	38 Woodlands Drive
Town:	Havelock North
Postcode:	4130
- Profile Picture:** A placeholder for a profile picture.
- Memberships:** A list of memberships, including [Havelock North Squash Club](#).
- Player Information:** A summary of the user's details: **Remihana, Ben** (B1), ESHNBRCR, Junior, Havelock North Squash Club. It also shows a results bar and a points bar.
- Results Table:** A table with columns for Date Played, Grade, Opponent, and Opponent Grade.